SUNSPRING METAL CORPORATION

合併營收淨額

單位：新臺幣仟元

項目			1月	2月	3月	4月	5月	6月	7月	8月	9月	10月	11月	12月
2022	查核數	當月	816,321	565,630	911,623	788,035	835,443	823,088	660,951	503,368	602,798	502,370	576,570	650,589
		累計	816,321	1,381,951	2,293,575	3,081,610	3,917,053	4,740,141	5,401,092	5,904,460	6,507,258	7,009,628	7,586,198	8,236,787
2023	查核數	當月	331,354	541,930	632,068	514,253	734,094	664,608	690,865	651,233	682,546	660,450	679,626	783,866
		累計	331,354	873,284	1,505,352	2,019,605	2,753,699	3,418,307	4,109,172	4,760,405	5,442,951	6,103,401	6,783,027	7,566,893
2024	自結數	當月	850,938	524,432	613,027									
		累計	850,938	1,375,370	1,988,397	1,988,397	1,988,397	1,988,397	1,988,397	1,988,397	1,988,397	1,988,397	1,988,397	1,988,397

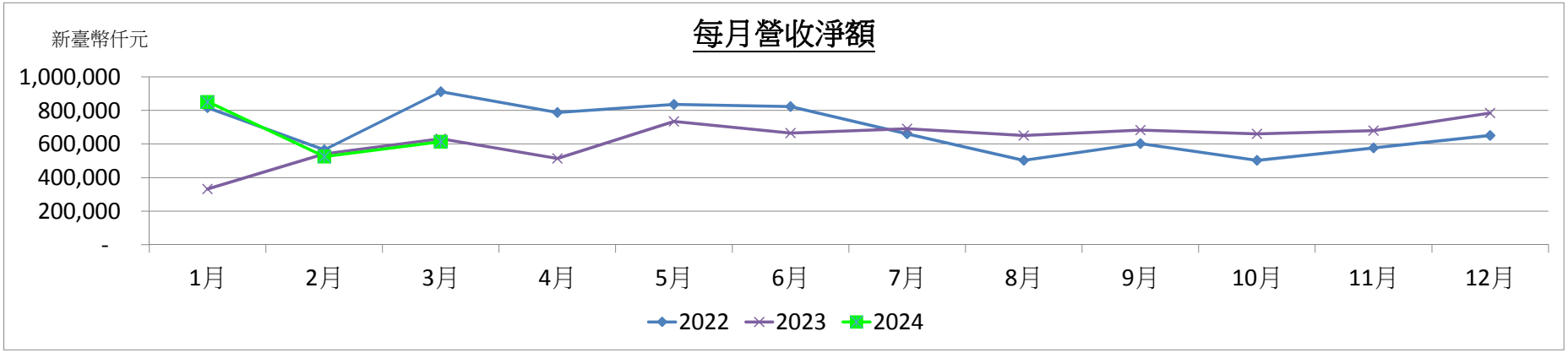

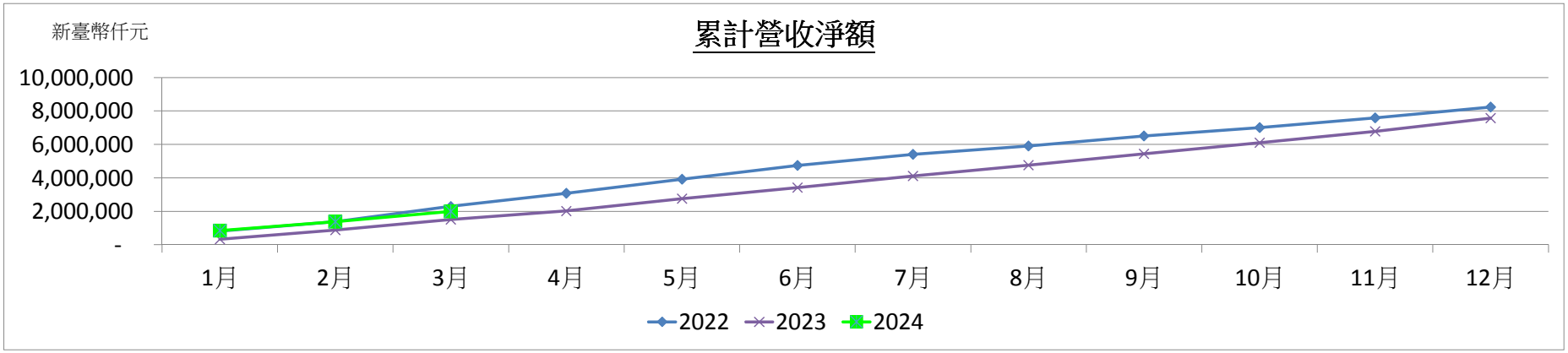

SUNSPRING METAL CORPORATION

Consolidated Net Sales

Unit : NTD'000
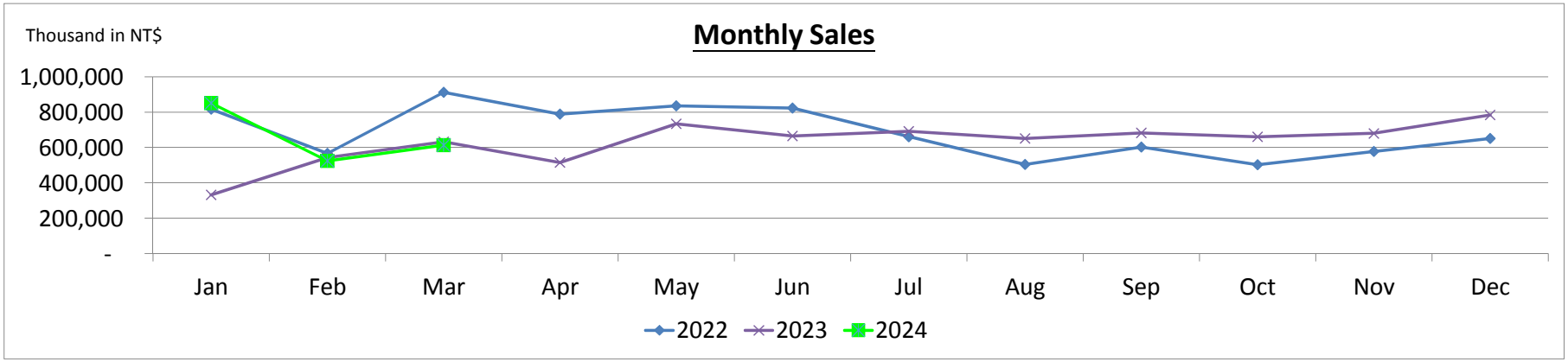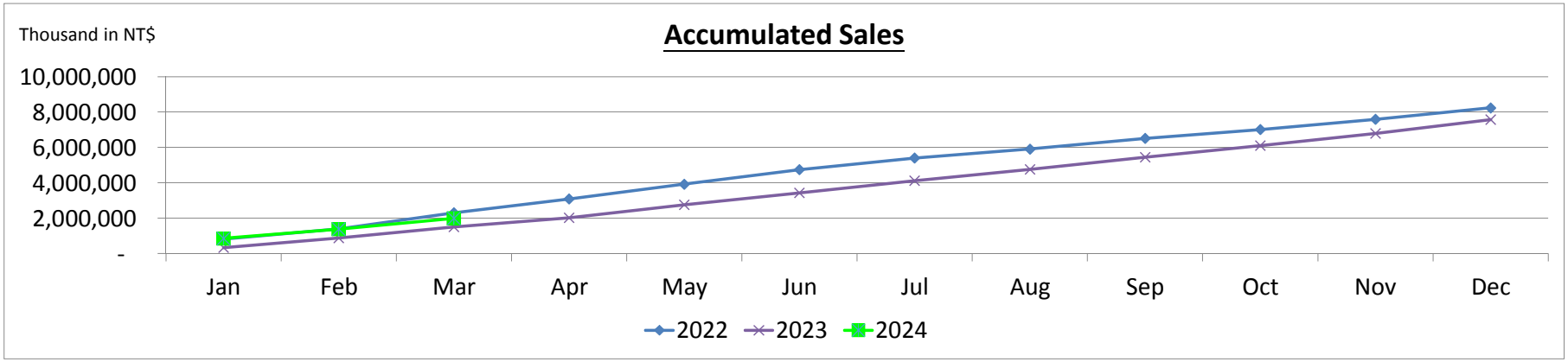
	Type		Jan	Feb	Mar	Apr	May	Jun	Jul	Aug	Sep	Oct	Nov	Dec
2022	Audited	Monthly	816,321	565,630	911,623	788,035	835,443	823,088	660,951	503,368	602,798	502,370	576,570	650,589
		Accumulated	816,321	1,381,951	2,293,575	3,081,610	3,917,053	4,740,141	5,401,092	5,904,460	6,507,258	7,009,628	7,586,198	8,236,787
2023	Audited	Monthly	331,354	541,930	632,068	514,253	734,094	664,608	690,865	651,233	682,546	660,450	679,626	783,866
		Accumulated	331,354	873,284	1,505,352	2,019,605	2,753,699	3,418,307	4,109,172	4,760,405	5,442,951	6,103,401	6,783,027	7,566,893
2024	Unaudited	Monthly	850,938	524,432	613,027									
		Accumulated	850,938	1,375,370	1,988,397	1,988,397	1,988,397	1,988,397	1,988,397	1,988,397	1,988,397	1,988,397	1,988,397	1,988,397